

# Butterfly

Copyright Tricia Wilson Nguyen for Thistle Threads, 2010

Stitched by Tricia Wilson Nguyen

## Materials

Au Ver a Soie Soie d'Alger  
3713

Color  
Light Green

Thin Gilt on Silk by Benton and Johnson

#8 embroidery needle  
4" x 4" 34 ct. Dower Quality Linen in Napier Ivory



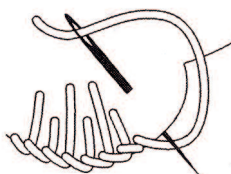
Finished Embroidery



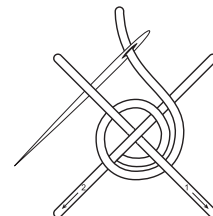
Tracing Diagram

## INSTRUCTIONS

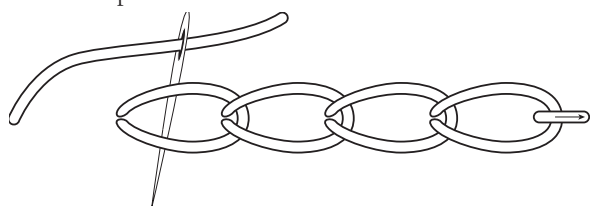
1. Work the outline of the butterfly in reverse chain stitch using one strand of thin gilt on silk.
2. Work the circles on the wings with spiders webs using one strand of thin gilt on silk.
3. Satin stitch with two strands of #3713 silk inside areas A shown on the picture diagram.
4. Stitch around the wing circles and other accents using reverse chain with two strands of #3713 silk.
5. With the rest of the green accents using buttonhole stitch with two strands of #3713 silk.
6. A few french knots were added using the thin gilt on silk thread as shown in the photos.



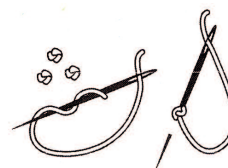
Buttonhole Stitch



Spiders Web Stitch



Reverse Chain Stitch



French Knot

French Knot

